

Verification of Numerical Solutions of the Advection-Diffusion and Burgers Equations

Carlos Henrique Marchi^{1*} and Arleide Cristina Alves²

¹Department of Mechanical Engineering, Federal University of Paraná, Caixa postal 19040, 81531-980, Curitiba, PR, Brazil

²Núcleo de Ciências Exatas e Tecnológicas, Universidade Positivo, Curitiba, PR, Brazil

Abstract

The purpose of this work is to verify the asymptotic order of the discretization error of two one-dimensional problems modeled by the advection-diffusion and Burgers equations. The problems are solved using first and second-order accurate spatial approximations, with and without mixing (hybrid scheme), by deferred correction. It was verified that the accuracy of hybrid schemes is equal to that of the lowest-order pure scheme.

Keywords: Advection-diffusion; Burgers; CFD; Discretization error; Order of error

Introduction

Accurate and reliable numerical solutions depend on the estimation of the numerical error (E), which can be defined as the difference between the exact analytical solution (Φ) of a variable of interest and its numerical solution (φ), i.e.,

$$E(\varphi) = \Phi - \varphi \quad (1)$$

Where E is caused by four sources of error [1]: truncation, iteration, round-off and programming. When the other sources do not exist or are very small compared to the truncation error, E can also be called by discretization error. In practical situations, a numerical solution is obtained because the analytical solution is unknown. Hence, the true value of the numerical error is also unknown and must therefore be estimated. There are two estimators for the discretization error that are widely used with the methods of finite difference and finite volume, both of them based on Richardson extrapolation. One of them is Richardson estimator, which is given by [2]

$$Ri(\phi_1) = \frac{\phi_1 - \phi_2}{r^{p_L} - 1} \quad (2)$$

where ϕ_1 and ϕ_2 = numerical solutions obtained, respectively, with fine (h_1) and coarse (h_2) grids, h = grid spacing or distance between every two consecutive nodes of the grid (in this work, $h=1/N$), $N+1$ = number of nodes in the grid, $r=h_2/h_1$ = grid refinement ratio, p_L = asymptotic order [3] of the error predicted for each variable of interest based on a priori analyses using a Taylor series [4].

The accurate estimation ($Ri/E \rightarrow 1$) of E by means of Eq. (2) is only possible if the correct value of p_L is used, and h is sufficiently small ($h \rightarrow 0$). One way of checking in practice, i.e., through numerical experiments, if the value deduced *a priori* for p_L is correct is to use the concept of effective order (p_E) of the true error, defined by [5] as:

$$p_E(h_1) = \frac{\log \left[\frac{E(\phi_2)}{E(\phi_1)} \right]}{\log(r)} \quad (3)$$

As can be seen in Eq. (3), the effective order (p_E) is a function of the true error of the variable of interest. Thus, for problems whose analytical solution is known, it can be used to verify *a posteriori* if, as $h \rightarrow 0$, one obtains the asymptotic order (p_L) of the discretization

error, which is a theoretical result obtained *a priori*. In problems whose analytical solution is unknown, the concept of apparent order [1] can be used to obtain *a posteriori* the p_L of each φ .

In this work, two one-dimensional (1D) problems are solved by the finite difference method with uniform grids. First and second-order accurate numerical approximations in space, and a mixture of the two (hybrid), are used. The objectives of this work are: (1) based on numerical experiments, verify [3] the true value of the discretization error (E) as a function of the size (h) of the grid for four variables of interest (φ) in each problem; (2) deduce the value of the asymptotic order (p_L) of the discretization error of each φ , be it primary or secondary; (3) also based on numerical experiments, verify if the value of the effective order (p_E) of the discretization error tends toward p_L when $h \rightarrow 0$; and (4) over the discretization error and its order, show the effect caused by the Peclet number, by the numerical approximation used, by the mix factor of hybrid schemes, and by the source term. Another objective is to clarify inconsistent statements found in the literature. For example, Celik and Zhang [6] state that the asymptotic order of a hybrid scheme is variable. On the other hand, Roache [2] suggests using the lower order between the two pure schemes. Even in one-dimensional problem, Roy [7] considers that the error is reduced non-monotonically when at least two schemes with different asymptotic orders are used.

The importance of this work lies in confirming the correct value of the asymptotic order (p_L) of the discretization error for some numerical approximations that are very common in the method of finite difference. This will allow the Richardson estimator and its variants to be used correctly, since they depend directly on the value of p_L , as can be seen in Eq. (2). The correct value of the asymptotic order is also important to use the repeated Richardson extrapolation efficiently [8]. Another contribution is to show the behavior of the

***Corresponding author:** Carlos Henrique Marchi, Department of Mechanical Engineering, Federal University of Paraná, Caixa postal 19040, 81531-980, Curitiba, PR, Brazil, Tel: +55-41-3361-3126; Fax: +55-41-3361-3701; E-mail: marchi@ufpr.br

Received February 06, 2014; **Accepted** February 20, 2014; **Published** February 24, 2014

Citation: Marchi CH, Alves AC (2014) Verification of Numerical Solutions of the Advection-Diffusion and Burgers Equations. J Appl Computat Math 3: 154. doi:10.4172/2168-9679.1000154

Copyright: © 2014 Marchi CH, et al. This is an open-access article distributed under the terms of the Creative Commons Attribution License, which permits unrestricted use, distribution, and reproduction in any medium, provided the original author and source are credited.

error with the deferred correction scheme [9-11]. In addition, we intend to clarify the aforementioned open questions in the literature. One-dimensional problems are used here for the following reasons: (1) the possibility of using highly refined grids in one direction up to an order of millions of nodes, which enables one to verify asymptotic behaviors and thus unequivocally prove the value of practical p_L ; (2) due to the speed in obtaining each solution, a large number of tests can be performed, facilitating systematic studies of several parameters; and (3) it is presumed that the onedimensional results are applicable to two and three dimensions. The work is divided as follows: sections II and III address two one-dimensional problems in a steady state, the advection-diffusion and Burgers equations, and section IV reports the conclusion of this work.

Advection Diffusion Equation

Mathematical model

Starting from the thermal energy conservation equation, considering a steady state 1D incompressible fluid flow without heat generation and viscous dissipation, and considering that the properties and velocities are constant in a continuous medium, one obtains the advection-diffusion equation:

$$Pe \frac{du}{dx} = \frac{d^2u}{dx^2} \quad (4)$$

where Pe = the Peclet number, x = coordinate direction, and u = temperature. The boundary conditions are of the Dirichlet type:

$$u(0) = 0 \therefore u(1) = 1 \quad (5)$$

The variables of interest, i.e., the variables for which the numerical solution is obtained and its discretization error and effective order are verified, are:

(a) Temperature (u) at $x=1/2$: the principal variable of the problem, which is obtained from the solution of Eq. (4). Its analytical solution is

$$u(x) = \frac{(e^{xPe} - 1)}{(e^{Pe} - 1)} \quad (6)$$

(b) Mean temperature (U): a global variable obtained from the following definition

$$U = \int_0^1 u(x) dx \quad (7)$$

Its analytical solution is

$$U = \frac{e^{Pe} - Pe - 1}{Pe(e^{Pe} - 1)} \quad (8)$$

(c) Inclination (I): a local variable obtained from the following definition

$$I = \left(\frac{du}{dx} \right)_{x=1} \quad (9)$$

Its analytical solution is

$$I = \frac{e^{Pe} Pe}{(e^{Pe} - 1)} \quad (10)$$

(d) The mean of the l_1 norm of the discretization error (L), defined mathematically by

$$L = \frac{\sum_{i=0}^N |u_i^{analytical} - u_i^{numerical}|}{N} \quad (11)$$

where i represents each of the nodes of the grid. Its analytical solution has a null value.

Numerical model

The numerical model is characterized by the use of the finite difference method [4], uniform grids and the TDMA (Tri Diagonal Matrix Algorithm) method to solve the system of equations. The programming language used is FORTRAN 95 with quadruple precision. The diffusive term (second-order derivative) of Eq. (4) was approximated with the central differencing scheme (CDS). In the case of the advective term (first-order derivative), three approximations were used: (1) CDS, (2) first-order upwind differencing scheme (UDS), and (3) β scheme, which is a hybrid UDS and CDS scheme by means of the deferred correction of [10,11], i.e.,

$$\Phi \approx \phi_{UDS} + \beta(\phi_{CDS}^* - \phi_{CDS}^*) \quad (12)$$

Where Φ = exact value of the advective term, ϕ = numerical approximation in the current iteration, ϕ^* = numerical approximation in the previous iteration, and β = mix factor whose value varies from 0 (UDS) to 1 (CDS). In the deferred correction scheme, all the terms that involve β are considered source terms, remaining in the independent term of the system of equations. The coefficients of the system of equations are the same as those of the pure UDS scheme. The matrix of coefficients is of the tridiagonal type. For the UDS and CDS schemes, the TDMA solves the system directly. In the case of the β scheme, due to the second term of Eq. (12), the solution is iterative; in this case, the initial estimation is equal to the analytical solution. Details about the above described numerical model and those of the next sections are given by [4,11]. The variable of mean temperature (U) was obtained through the trapezoidal rule [12,13], and the variable of inclination (I) was obtained with the UDS-2 scheme, i.e., the second-order UDS [4].

Estimation of the asymptotic order (p_L)

Based on the Taylor series and following the procedure of [4], the truncation error (ϵ) of the discretized differential equation (EDD) at each i node of the grid is

$$\epsilon(EDD)_i = (1-\beta)Pe \left(\frac{d^2u}{dx^2} \right)_i \frac{h}{2} + \left[\frac{1}{2} \left(\frac{d^4u}{dx^4} \right)_i - Pe \left(\frac{d^3u}{dx^3} \right)_i \right] \frac{h^2}{6} + \dots \quad (13)$$

By definition, the asymptotic order (p_L) is the lowest exponent of the error, whose term prevails when $h \rightarrow 0$. For uniform grids, it is known [3] that the p_L of the discretization error of the unknown of the differential equation, $E(u)$, is equal to the p_L of ϵ (EDD). Therefore, for u , one has

$$p_L = \begin{cases} 1 & \text{if } 0 (UDS) \leq \beta < 1 \\ 2 & \text{if } \beta = 1 (CDS) \end{cases} \quad (14)$$

For U , obtained by means of the trapezoidal rule, one has [11] $p_L = 2$. This is the same result as for I , obtained with the UDS-2 scheme [4]. But these values are valid for the situation in which u_i has no error, i.e., using the analytical solution in each node. In the case of secondary variables (ϕ), i.e., variables that depend on the primary variable (u), in other words, the unknown in the differential equation, due to error propagation, the p_L of the discretization error (E) is given by

$$p_L[E(\phi)] = \text{Min} \{ p_L[\varepsilon(EDD)] p_L[\varepsilon(\phi)] \} \quad (15)$$

where Min =minimum value between the two arguments, and $\varepsilon(\phi)$ =truncation error of a numerical approximation ϕ . Hence, the result of Eq. (14) is also valid for U, I and L .

Numerical results

The numerical solution of the four variables of interest was obtained with grids of 3, 5, ... up to 67,108,865 nodes, which correspond to $h=1/2, 1/4, \dots$ down to $\approx 1.49 \times 10^{-8}$ m. In the solution of Eq. (4), the schemes UDS, CDS and $\beta=0.999$ were used for $Pe=1$ and 10. A computer program was implemented in FORTRAN 95 language, version 9.1 of Intel, using quadruple precision (Real*16). The simulations were performed on a microcomputer equipped with an Intel processor (Xeon Quad Core X5355 2.66 GHz), 16 GB RAM and Windows XP 64 bits operational system. The maximum CPU time was 9 minutes for the β scheme with eight iterations, a sufficient number to reach the machine round-off error. Figure 1 shows the modulus of the discretization error (E) of the four variables as a function of the h grid used. Considering the modulus of E , one can see that for a relatively large h , in general $|E(\beta)| \approx |E(\text{CDS})| < |E(\text{UDS})|$. And for $h \rightarrow 0$, $|E(\text{CDS})| < |E(\beta)| < |E(\text{UDS})|$. Moreover, for the same scheme, in general $|E(Pe=1)| < |E(Pe=10)|$. Figure 2 shows the

effective order (p_E) of the error of the four variables as a function of the h grid used. All the results of p_E presented in this work were obtained with Eq. (3) and a refinement ratio (r) equal to 2. Note, in Figure 2, that:

- 1) In the coarser grids, as expected [5], the values of the effective order (p_E) can be significantly different from those of the asymptotic order (p_L), presenting negative or even undefined values.
- 2) For $h \rightarrow 0$, $p_E \rightarrow p_L$ as predicted by Eq. (14) for the three schemes (UDS, CDS and β) and the four variables of interest, even for β scheme with its value equal to 0.999.
- 3) For temperature and L , in the case of β scheme, $p_E \approx p_L(\text{CDS})$ in the coarser grids. Upon reducing h , there is an interval in which p_E is undefined. And lastly, for $h \rightarrow 0$, $p_E \rightarrow p_L(\text{UDS})$.
- 4) For the inclination, in the case of β scheme, $p_E \approx p_L(\text{CDS})$ in the coarser grids. Upon reducing h , there is an interval in which p_E varies monotonically down to $h \rightarrow 0$, $p_E \rightarrow p_L(\text{UDS})$.
- 5) For mean temperature, in the case of β scheme, $p_E \approx p_L(\text{UDS})$ in almost all the grids except in the coarsest ones.
- 6) Although for β scheme, $p_E \rightarrow p_L(\text{UDS})$ for $h \rightarrow 0$, its error may be

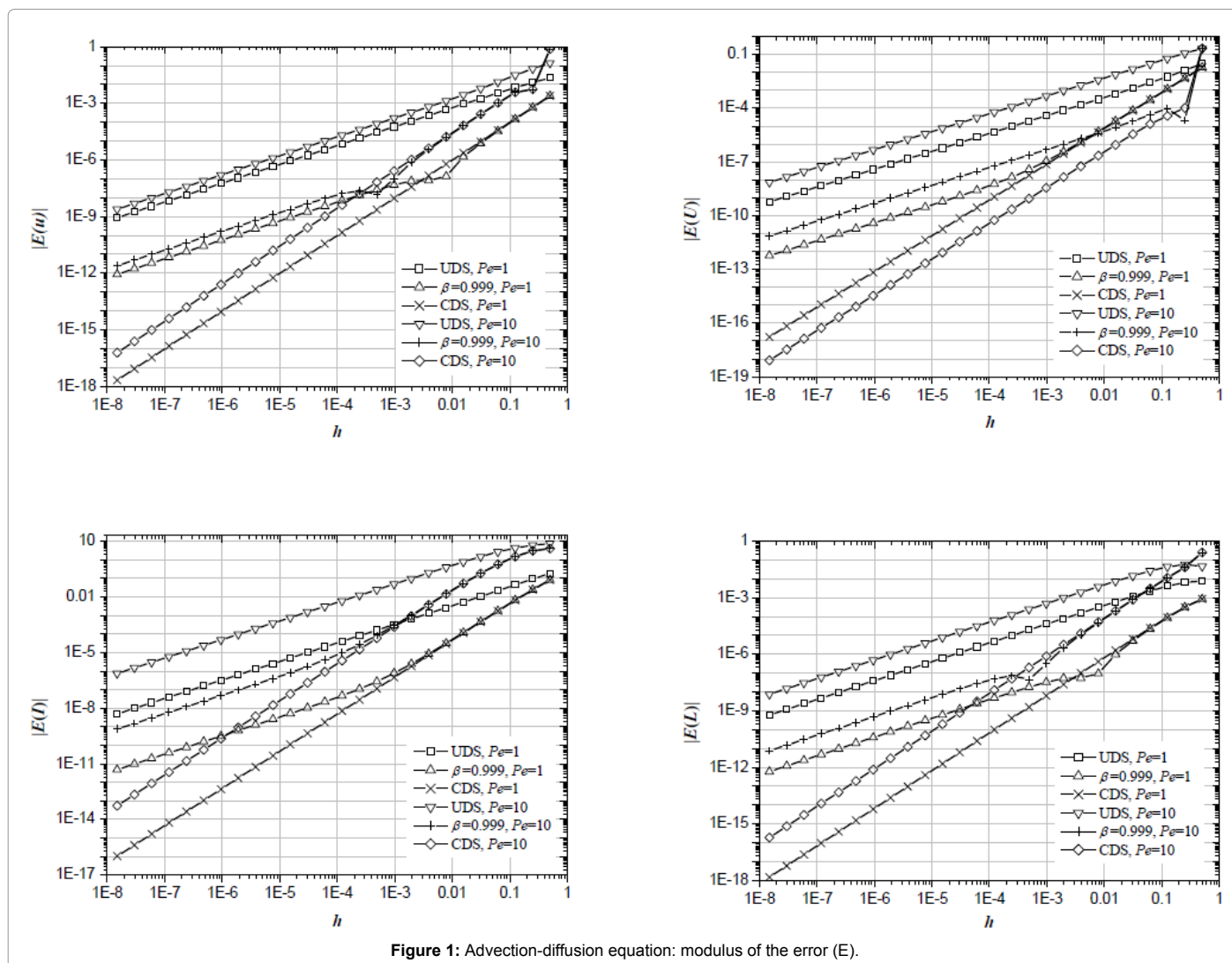


Figure 1: Advection-diffusion equation: modulus of the error (E).

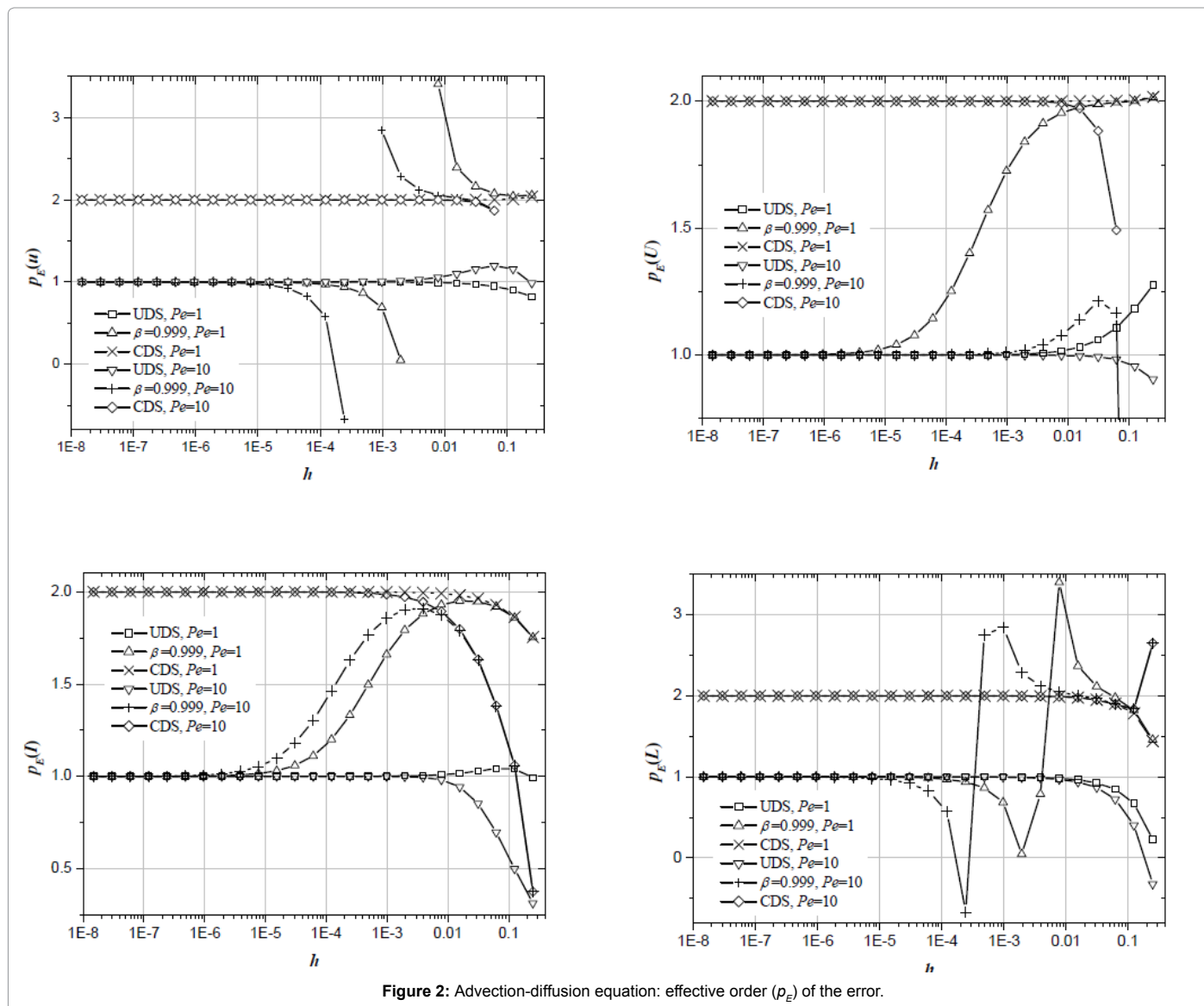


Figure 2: Advection-diffusion equation: effective order (p_e) of the error.

significantly smaller than that of the UDS, depending on the value of β (Figure 1).

The literature contains the following inconsistent statements concerning the numerical solution of the advection-diffusion equation: (i) Celik and Zhang [6] state that the asymptotic order of a hybrid scheme is variable; (ii) Roache [2] suggests using the lower order between the two pure schemes; and (iii) even in one-dimensional problems, Roy [7] considered that the error is reduced non-monotonically when at least two schemes with different asymptotic orders are used. Therefore, based on the theoretical and numerical results presented in this section, the statement of Roache [2] is correct, that of Celik et al. [6] is incorrect, and that of Roy [7] is correct depending on the variable of interest.

Burgers Equation

Mathematical model

Starting from the equation of conservation of the momentum, considering a continuous medium of incompressible fluid with constant

properties and steady state 1D laminar flow, one obtains the Burgers equation with a source term given by

$$u Re \frac{du}{dx} = \frac{d^2u}{dx^2} + \frac{e^x}{(e-1)^2} [Re (e^x - 1) - e + 1] \quad (16)$$

where Re =Reynolds number, x =coordinate direction, and u =velocity. The boundary conditions are of the Dirichlet type, given by Eq. (5).

The variables of interest, i.e., the variables for which the numerical solution is obtained and its discretization error and effective order are verified, are:

(a) Velocity (u) at $x=1/2$: obtained from the solution of Eq. (16). Its analytical solution is given by Eq. (6) with $Pe=1$.

(b) Mean velocity (U): defined by Eq. (7). Its analytical solution is given by Eq. (8) with $Pe=1$

(c) Inclination (I): defined by Eq. (9). Its analytical solution is given

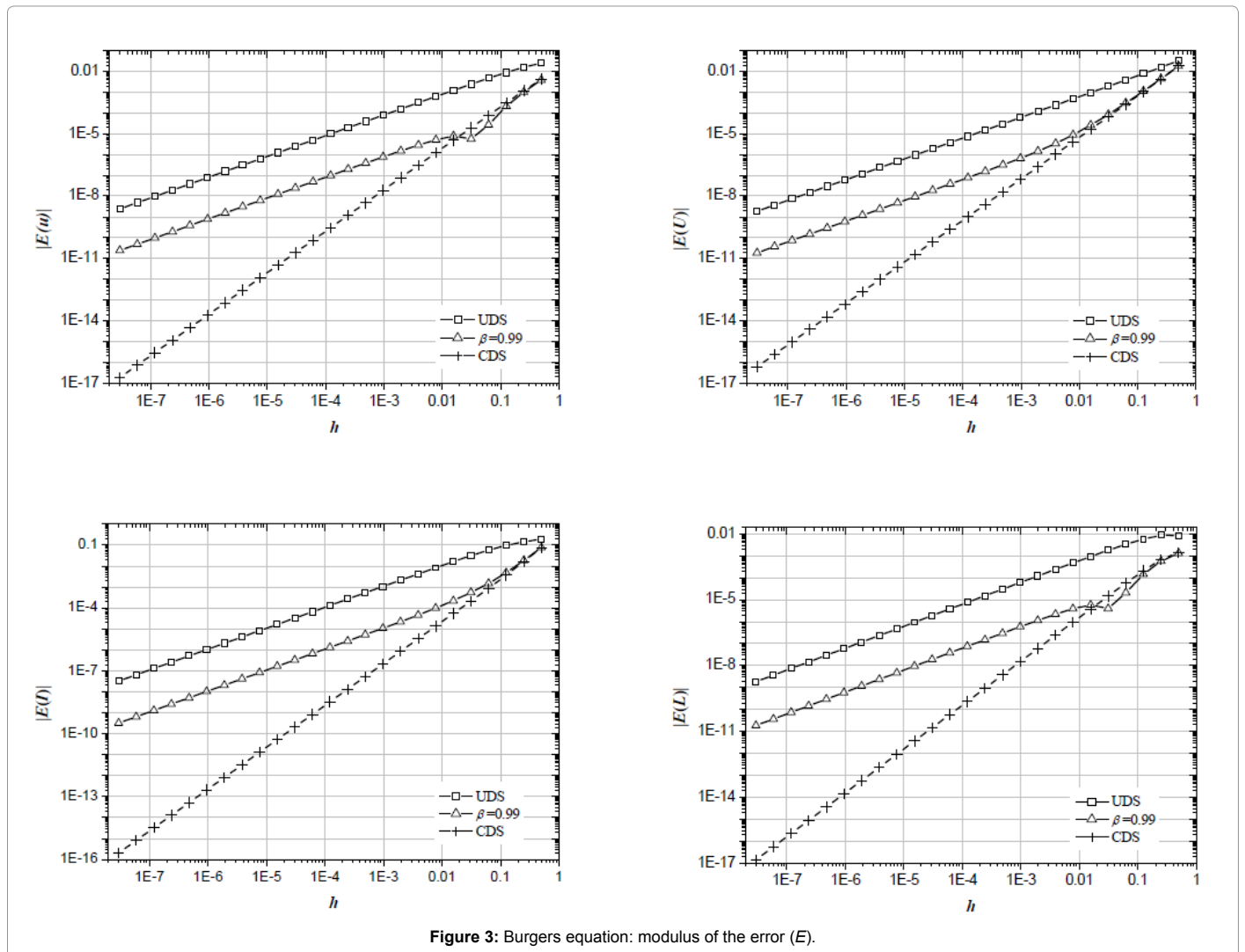


Figure 3: Burgers equation: modulus of the error (E).

by Eq. (10) with $Pe=1$.

(d) The mean of the l_1 norm of the discretization error (L), defined by Eq. (11). Its analytical solution has a null value.

Numerical model

The numerical model is the same as the one adopted for the advection-diffusion equation. The only difference is that the u that multiplies the advective term is incorporated into the coefficients of the system of equations to linearize the nonlinear differential equation. In this case, the solution of the system of equations is iterative with TDMA for the three schemes used in the advective term: UDS, CDS and β .

Estimation of the asymptotic order (p_L)

Based on the Taylor series and following the procedure of [4], the truncation error (ϵ) of the discretized differential equation (EDD) at each i node of the grid is

$$\epsilon(EDD)_i = (1-\beta) \operatorname{Re} \left(\frac{d^2 u}{dx^2} \right)_i u_i \frac{h}{2} + \left[\frac{1}{2} \left(\frac{d^4 u}{dx^4} \right)_i \operatorname{Re} \left(\frac{d^3 u}{dx^3} \right)_i u_i \right] \frac{h^2}{6} + \dots \quad (17)$$

Therefore, the same result of Eq. (14) applies to u , U , I and L .

Numerical results

The numerical solution of the four variables of interest was obtained with grids of 3, 5, ... up to 33,554,433 nodes, which correspond to $h=1/2, 1/4, \dots$ down to $\approx 2.98 \times 10^{-8}$ m. In the solution of Eq. (16), the schemes UDS, CDS and $\beta=0.99$ were used for $Re=5$. The CPU time was at most 1 h 12 min for β scheme with 100 iterations, a sufficient number to reach the machine round-off error. Figure 3 shows the modulus of the discretization error (E) of the four variables as a function of the h grid used. Considering the modulus of E , one can see that for a relatively large h , in general $|E(\beta)| \approx |E(\text{CDS})| < |E(\text{UDS})|$, and for $h \rightarrow 0$, $|E(\text{CDS})| < |E(\beta)| < |E(\text{UDS})|$. Figure 4 shows the effective order (p_E) of the error of the four variables of interest as a function of the h grid used. In this figure, note that:

1) In the coarser grids, as expected [5], the values of the effective order (p_E) can differ significantly from those of the asymptotic order (p_L), presenting negative or even undefined values.

2) For $h \rightarrow 0$, $p_E \rightarrow p_L$, as predicted by Eq. (14) for the three schemes (UDS, CDS and β) and the four variables of interest, even for β scheme with its value of 0.99.

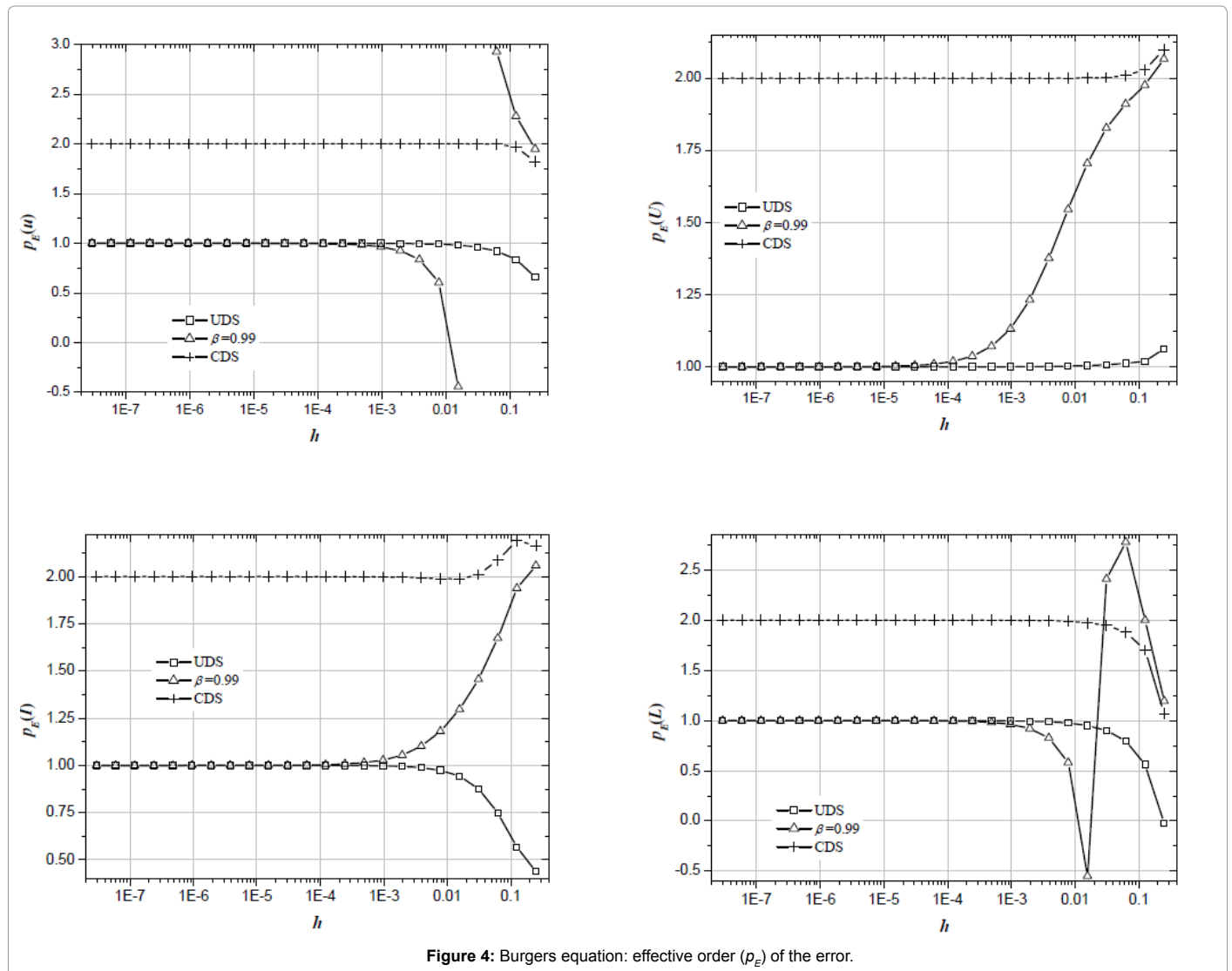


Figure 4: Burgers equation: effective order (p_E) of the error.

3) For velocity and L , in the case of β scheme, $p_E \approx p_L(\text{CDS})$ in the coarsest grids. Upon reducing h , there is an interval in which p_E is undefined. And lastly, for $h \rightarrow 0$, $p_E \rightarrow p_L(\text{UDS})$.

4) For the mean velocity and the inclination, in the case of β scheme, $p_E \approx p_L(\text{CDS})$ in the coarsest grids. Upon reducing h , there is an interval in which p_E varies monotonically down to $h \rightarrow 0$, $p_E \rightarrow p_L(\text{UDS})$.

5) Although for β scheme, $p_E \rightarrow p_L(\text{UDS})$ for $h \rightarrow 0$, its error may be significantly smaller than that of the UDS, depending on the value of β (Figure 3).

The same comments made in the last paragraph of the section about the advection-diffusion equation also apply to the results of the problem in this section with respect to Burgers equation.

Conclusion

This work found principally that:

1) For $h \rightarrow 0$, in all the cases, $p_E \rightarrow p_L$, as predicted by Eq. (14), and monotonically for a sufficiently small h .

2) The p_L of a hybrid scheme is equal to the p_L of the pure scheme of the lowest order.

3) For hybrid schemes, the value of the error modulus falls within those of the pure schemes, except in very coarse grids. The proximity of the value of the error modulus between the hybrid scheme and the scheme of the highest order depends on the value employed for the β factor.

4) The value of the parameters Pe and β can affect the value of the error significantly.

Acknowledgments

The authors would like to acknowledge the financial support provided by CNPq (Conselho Nacional de Desenvolvimento Científico e Tecnológico, Brazil), CAPES (Coordenação de Aperfeiçoamento de Pessoal de Nível Superior, Brazil), Fundação Araucária (Paraná, Brazil) and the Brazilian Space Agency (AEB), by the Uniespaço Program. The first author is supported by a CNPq scholarship. The authors would also like to acknowledge the suggestions provided by the reviewers.

References

1. Marchi CH, Silva AFC (2002) Unidimensional numerical solution error estimation for convergent apparent order. Numerical Heat Transfer, Part B 42: 167-188.

2. Roache PJ (1994) Perspective: a method for uniform reporting of grid refinement studies. *ASME Journal of Fluids Engineering* 116: 405-413.
3. Roache PJ (2009) *Fundamentals of Verification and Validation*. Hermosa, Socorro, NM.
4. Tannehill JC, Anderson DA, Pletcher RH (1997) *Computational Fluid Mechanics and Heat Transfer*. 2 edition Taylor & Francis, Washington, DC.
5. Marchi CH (2001) *Verification of Unidimensional Numerical Solutions in Fluid Dynamics (in Portuguese)*. PhD thesis, The Federal University of Santa Catarina, Brazil.
6. Celik I, Zhang WM (1995) Calculation of numerical uncertainty using Richardson extrapolation: application to some simple turbulent flow calculations. *ASME Journal of Fluids Engineering* 117: 439-445.
7. Roy CJ (2001) Grid convergence error analysis for mixed-order numerical schemes. AIAA paper 2001-2606.
8. Marchi CH, Novak LA, Santiago CD, Vargas APS (2013) Highly accurate numerical solutions with repeated Richardson extrapolation for 2D Laplace equation. *Applied Mathematical Modelling* 37: 7386-7397.
9. Versteeg HK, Malalasekera W (2007) *An Introduction to Computational Fluid Dynamics, The Finite Volume Method*. 2 edition Pearson, Harlow, England.
10. Khosla PK, Rubin SG (1974) A diagonally dominant second-order accurate implicit scheme. *Computers & Fluids* 2: 207-209.
11. Ferziger JH, Peric M (2001) *Computational Methods for Fluid Dynamics*. 3 edition Springer, Berlin.
12. Kreyszig E (1999) *Advanced Engineering Mathematics*. 8 ed Wiley, New York.
13. Marchi CH, Silva AFC (2005) Multi-dimensional discretization error estimation for convergent apparent order. *Journal of the Brazilian Society of Mechanical Sciences and Engineering XXVII*: 432-439.