

Role of Heat Treatment on Al₂₀₂₄/B₄C/Graphite Hybrid Metal Matrix Composites

Bommana Nagababu¹ and Chintamaneni Rajeswari^{2*}

¹Department of Mechanical Engineering, SIR CR Reddy College of Engineering and Technology, Eluru 534004, Andhra Pradesh, India

²Department of Mechanical Engineering, VNR Vignan Jyothi Institute of Engineering and Technology, Hyderabad, India

Abstract

In recent years Al₂₀₂₄ alloy had increasing applications in all the areas due to its good formability, excellent properties and etc. By using nano size B₄C as size and graphite as reinforcements the fabrication process are done by Powder metallurgy process with overall 12 compositions primary and secondary specimens. Nano B₄C are used as reinforcements from 3-15% with step of 3% as primary specimen and with addition of graphite of 3% in every reinforcements same manufactured. All specimens are manufactured by powder metallurgy technique and had a wide application. Hardness values are taken and each specimen is subjected to aging process. In aging process are subjected to 495°C and soaking for 2 to 10 hours. The cooling process can done by in three medium water. In each case hardness values are taken with micro Vickers tests. All results are taken shows that increase in hardness with aging process. FESEM analysis is conducted to know the microstructure of composites.

Keywords: Powder metallurgy technique; Micro hardness; Micro structure; SEM analysis; Non hybrid composite and hybrid composite

Introduction

Aluminium alloys has low specific weight, high strength and excellent corrosive resistance had many applications in aerospace industries. For the above reasons steel is replaced in almost all industries for that purpose aluminium metal matrix has wide range applications. The various reinforcements that have been tried out to develop AMCs are graphite, silicon carbide, titanium carbide, tungsten, boron, Al₂O₃, fly ash, Zr, Si₃N₄, TiB₂. The conventional aluminium based composites possess only one type of reinforcements and there was more than one reinforcements is used in hybrid composites. Addition of Gr particulates facilitates easy machining and results in reduced wear of Al-Gr composites compared to Al alloy [1]. Due to properties including specific strength, specific stiffness, wear resistance, excellent corrosion resistance and high elastic modulus Aluminium based Metal Matrix Composites (AMMC's) have been attracting a lot of attention in the fields of automotive, aerospace engineering and structural applications [2-4]. The composites have been fabricated by many manufacturing processes. In general, most metal matrix composites are produced by casting and powder metallurgy techniques [5]. Powder metallurgy techniques had limitations of size and shape of manufacturing and having a great advantage of simple and economical for large production rate [6]. The limitations in powder metallurgy process are non-uniform distributions of reinforcements particles, non-wet ability and incomplete adhesion and some casting defects are occurs [7,8]. In the mechanical properties of view MMC reinforcement had vital role in type, size of particles in the size point view as the size decrease from micron to Nano there is as tremendous increase in the properties of composite. Among all aluminium alloys series Al₂₀₂₄ had application in aerospace structure, rivets, hydraulic vales. B₄C occupies next place of the diamond in the hardness criteria. Graphite improves its machining properties of component. By the combinations of all mechanical properties had to be improves the base material. The production and mixing of compositions of composite and hybrid composite are based on rule of mixture. All the defects that are occurred as the casting defects are minimised are avoided effectively by the pre heating and heat treatment process [9]. Secondary process of all materials improves mechanical properties that can be either cold working or hot working

operations [10,11]. It was experimentally proved that there is an increase in all the properties like stiffness strength wear resistance corrosive resistance and exhibit excellent mechanical strength compared to initial manufacturing process like casting powder metallurgy and sonic casting methodology [12]. Among all the available secondary processing techniques, aging is the most preferred because it can offer large plastic deformation without the failure of formed parts [13]. Some researchers have concluded that mechanically deformed and heat treated composites yields the maximum improvement in wear resistance as compared with the 'as-cast' composite [14]. Nano size reinforcements are perceived to be able to impart excellent properties to the Al₂₀₂₄ alloy matrix [15,16]. Heat treatment also improves the properties by grain size modifications. The grain size modifications are depends on the type of cooling. Cooling can be broad classified as the rapid cooling and slow cooling. In the former case i.e, rapid cooling process the biggest size of grains splits into small size grains that becomes hardness has more than that of initial hardness. By the slow cooling process small size particles small size grains will became big size particles that will be lead as the hardness less than that of initial hardness. Besides the advantage of rapid cooling hardness there will be disadvantage of outer hardness is higher than lower harness that will lead saviour failure of operations. For the purpose of making the composite homogeneous though its sections is done by aging process. By the classification are can be done by maintaining of constant temperature for few hours. The experimental procedures are done by the two stage operations, in the first stage at high temperature quenching of material and second stage there will be maintaining of temperature for few hours for uniform grain growth of material particles.

***Corresponding author:** Chintamaneni Rajeswari, Asst. Professor, Department of Mechanical Engineering, VNR Vignan Jyothi Institute of Engineering and Technology, Hyderabad, India, Tel: 09491934508; E-mail: rajeswarichintamaneni@gmail.com

Received February 04, 2019; **Accepted** February 20, 2019; **Published** February 28, 2019

Citation: Nagababu B, Rajeswari C (2019) Role of Heat Treatment on Al₂₀₂₄/B₄C/Graphite Hybrid Metal Matrix Composites. J Material Sci Eng 8: 512. doi: 10.4172/2169-0022.1000512

Copyright: © 2019 Nagababu B, et al. This is an open-access article distributed under the terms of the Creative Commons Attribution License, which permits unrestricted use, distribution, and reproduction in any medium, provided the original author and source are credited.

Materials

Powder metallurgy technique was used here because of its various advantages like less time simple fabricating technique, less cost of production, simple technique. Here the fabrication was carried out by two stages of Non-hybrid composites and hybrid composites. In the both types Al₂₀₂₄ was taken as the base material (matrix material), B₄C and Graphite was taken as the reinforcement material. Al₂₀₂₄ was taken in 50 μm, Graphite was taken 100 μm, and B₄C was taken in form of Nano size of 100 nm and all those materials were received from Nilesh Chand Material Suppliers, Pune. Compositions of Al₂₀₂₄ were shown in the Table 1. The density of these powders and size of these powders are shown in Table 2 and Figure 1.

Measurements


The preparation of composites was started by measuring the powder which could done by the simple balance of accuracy of 0.001 g as shown in Figure 2. The preparation of 12 different compositions are done for the non-hybrid and hybrid composites.

Compositions	Weight Percentage
Copper	3.8-4.9
Chromium	0.10
Ferrous	0.5
Magnesium	1.2-1.8
Manganese	0.3-0.9
Silicon	0.5
Titanium	0.15
Zinc	0.25
Aluminium	90.7-92.6
Others	Reminder

Table 1: Compositions of Al₂₀₂₄.

Material	Density	Size of particles
Al ₂₀₂₄	2.78	80 μm
B ₄ C	2.52	100nm
Graphite	2.266	90 μm


Table 2: Particles size and density of materials.




Pre-mixing of powders: The distribution of particles plays a vital role in the composite properties. For making the properties homogeneous though out it sections can be done by the proper mixing of reinforcements and base metal only. This can be done by using high speed ball milling machine of speed 400 rpm for the time of 30 minutes. The powders to balls ratio is followed by 10:1. These process was carried out at inert gas (organ) conditions (Figure 3).

SEM analysis

Scanning electron microscope (SEM) is one the type of electron micro scope which scans the sample with focused beam of elections. SEM can gives the information about sample contains with less than 1 (one) nano meter accuracy. The following gives the SEM images for Al₂₀₂₄, Al₂₀₂₄ Gr, Al₂₀₂₄ Gr, B₄C and Al₂₀₂₄, B₄C. All the spectrum reports were taken from jyothi spectro analysis laboratories and report shown in digital form (Figures 4 and 5).





Fabrication of pellets: By using compression testing machine pellets are manufactured by the applied pressure of 400 mpa. In ctm load applied is slowly progressive load and at the load is maintained for time of 45 s. Separate die are manufactured with diameter of 15 mm and length of 60 mm. The size obtained pillets are 15 mm diameter and lenth of 35 mm. By filling the die with blended powders and placed in the ctm for applying load. The load applied is very slow manner and after reaching the required level there will be maintaining of load at that high pressure for time of 45 s (Figures 6-9).

Sintering: Sintering process makes the pellets into specimens for the testing purpose. This can be done by using muffle furnace of capacity 1500°C. All the pellets are placed in muffle furnace for sintering purpose at temperature of 600°C for the time of 3 hours (Figures 10 and 11).

Hardness testing: The **Vickers hardness test method**, Since the test indentation is very small in a Vickers test, it is useful for a variety of applications: testing very thin materials like foils or measuring the surface of a part, small parts or small areas, measuring individual microstructures, or measuring the depth of case hardening by sectioning a part and making a series of indentations to describe a profile of the change in hardness. By the successfully poling of specimens these are



further examined hardness values by using Vickers hardness tester of indenter dia of 0.25 inch. All the readings are plotted in the Table 3, Figures 12 and 13.

Heat treatment: By the successful manufacturing and sintering of specimens and conducting both density and harness testing of




Figure 7: Die for manufacturing of pellets.



Figure 11: Pellets in furnace.



Figure 8: Working position of compression testing machine.



Figure 12: Micro Vickers hardness tester.



Figure 9: Pellet eject from die.



Figure 10: Muffle furnace.

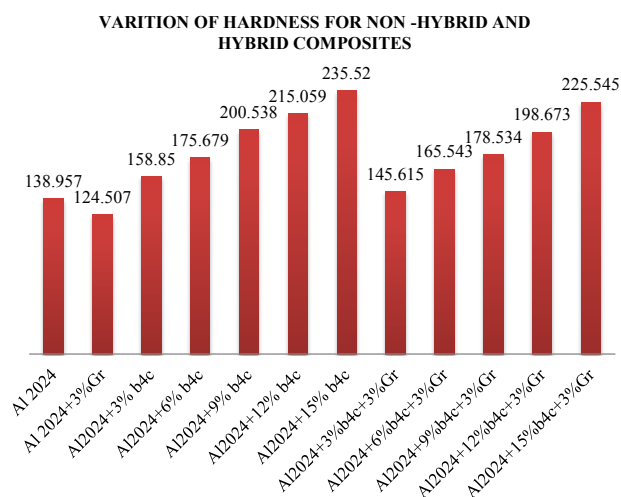


Figure 13: Graphical representation of hardness values.

components subjected to heat treatment process. The heat treatment procedure is done by the heating in muffle furnace. The total procedure consists two stages of operation in the first stage the specimens are subjected to around 490°C for 3 hours that is followed by quenching in the water. In the second stage process of specimens is subjected to natural aging process for the time of 18 hour to be became uniform grain growth of materials uniform by furnace cooling (Figures 14-16).

S. No	Composition	Trial 1			Trail 2			MICRO VHN
		D1	D2	VHN	D1	D2	VHN	
1	Al ₂₀₂₄	82.31	82.40	135.20	81.75	135.20	142.70	138.957
2	Al ₂₀₂₄ +3%Gr	94.32	94.25	111.09	82.68	111.09	137.50	124.507
3	Al ₂₀₂₄ +3% B ₄ C	80.15	80.06	157.750	80.71	80.01	159.950	158.850
4	Al ₂₀₂₄ +6% B ₄ C	75.96	76.20	174.069	79.71	161.60	176.089	175.679
5	Al ₂₀₂₄ +9% B ₄ C	73.84	78.06	199.438	79.09	153.00	201.638	200.538
6	Al ₂₀₂₄ +12% B ₄ C	65.37	73.77	214.049	73.34	84.19	216.069	215.059
7	Al ₂₀₂₄ +15% B ₄ C	76.80	76.03	234.420	85.80	154.70	236.620	235.520
8	Al ₂₀₂₄ +3% B ₄ C+3%Gr	79.71	79.21	144.515	62.84	123.70	146.715	145.615
9	Al ₂₀₂₄ +6% B ₄ C+3%Gr	80.92	60.71	164.443	80.08	78.06	166.643	165.543
10	Al ₂₀₂₄ +9% B ₄ C+3%Gr	70.54	70.50	177.634	80.15	170.06	179.434	178.534
11	Al ₂₀₂₄ +12% B ₄ C+3%Gr	91.18	91.12	197.773	81.37	68.62	199.573	198.673
12	Al ₂₀₂₄ +15% B ₄ C+3%Gr	78.12	79.00	224.645	69.09	68.70	226.445	225.545

Table 3: Hardness values for specimens.



Figure 14: Arrangement of muffle furnace with argon gas.




Figure 15: Arrangement of specimens in muffle furnace before heat treatment.

Hardness measurement of heat treated composites: Hardness measured by the micro Vickers hardness testing equipment with indenter diameter of .25 inch for that load applied of 5 kg for time of 30 s of model ASTM E-384 (Figures 17-19, Tables 4 and 5).




Figure 16: Arrangement for cooling purpose.



Figure 17: Vickers hardness reading position.

Density measurement

By using the Archimedes principle the density of all of available components are measured by the arrangements with add use of simple weighing machine and distilled water for effective measurement. The Density of the respective specimens was determined basically by measuring the mass and the volume by using the balance and the measuring cylinder respectively. It is then estimated from the formula given below The Density is calculated by using Archimedes principle by using sensitive balance and specimen weight in air is taken and weight of specimen flout on water then by calculating the weights density will obtain (Figures 20, 21 and Table 6).

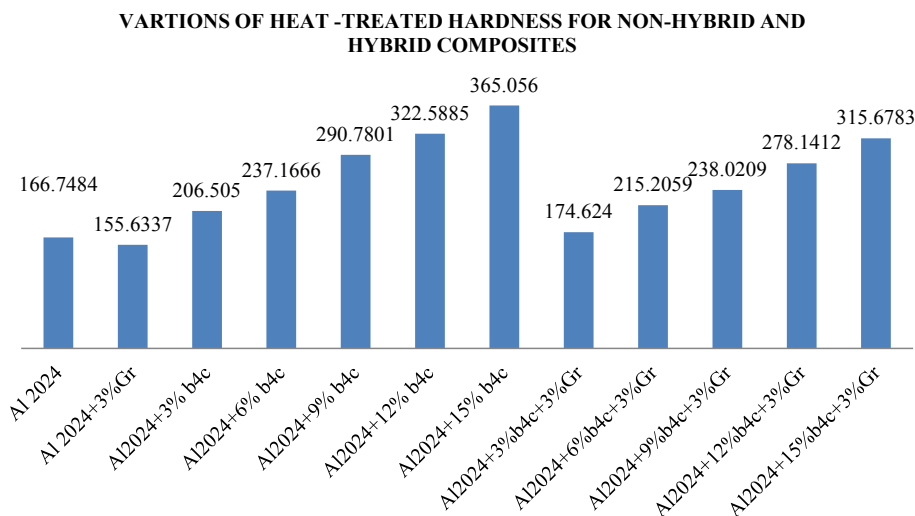


Figure 18: Graphical representation of heat-treated hardness value.

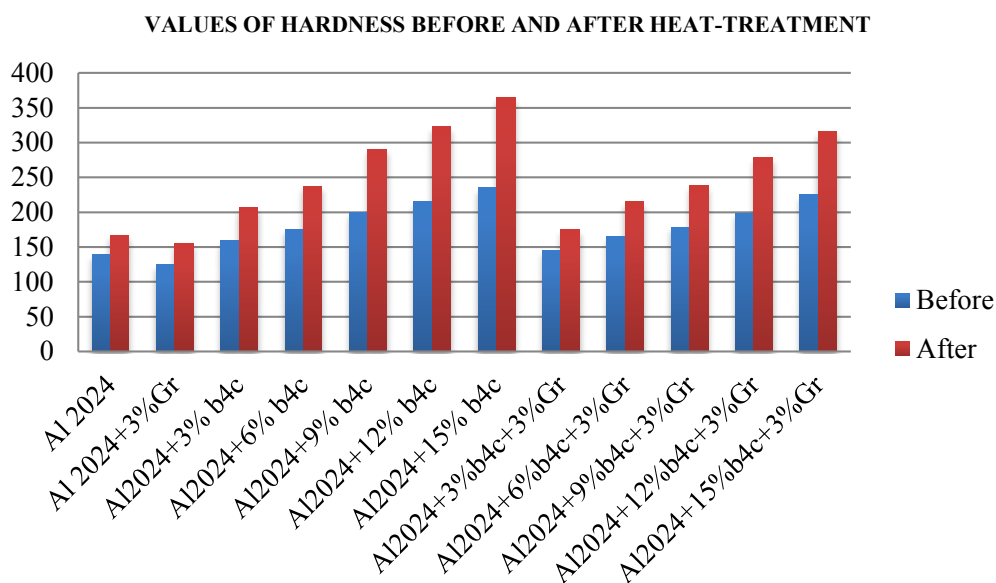


Figure 19: Graphical representation of before and after heat-treated hardness values.

S.no	Composition	Trial 1			Trail 2			MICRO VHN
		D1	D2	VHN	D1	D2	VHN	
1	Al ₂₀₂₄	76.15	74.16	165.7484	73.17	74.71	167.7484	166.7484
2	Al ₂₀₂₄ +3%Gr	79.15	78.14	154.6337	72.17	73.71	156.6337	155.6337
3	Al ₂₀₂₄ +3% B ₄ C	74.96	72.36	205.5050	72.27	72.71	207.5050	206.5050
4	Al ₂₀₂₄ +6% B ₄ C	72.84	71.81	236.1666	69.72	73.71	239.1666	237.1666
5	Al ₂₀₂₄ +9% B ₄ C	64.37	63.67	289.7801	64.72	74.71	291.7801	290.7801
6	Al ₂₀₂₄ +12% B ₄ C	75.80	74.80	321.5885	63.71	75.71	323.5885	322.5885
7	Al ₂₀₂₄ +15% B ₄ C	78.71	77.71	364.056	61.71	80.71	366.056	365.056
8	Al ₂₀₂₄ +3% B ₄ C +3%Gr	78.71	76.71	173.6240	59.61	79.71	175.6240	174.6240
9	Al ₂₀₂₄ +6% B ₄ C +3%Gr	79.92	78.92	216.2059	58.71	78.71	216.2059	215.2059
10	Al ₂₀₂₄ +9% B ₄ C +3%Gr	69.54	68.52	237.0209	56.71	79.71	236.0209	238.0209
11	Al ₂₀₂₄ +12% B ₄ C +3%Gr	90.18	89.18	276.1412	55.71	76.71	278.1412	278.1412
12	Al ₂₀₂₄ +15% B ₄ C +3%Gr	77.12	76.12	314.6783	56.71	74.71	316.6783	315.6783

Table 4: Heat-treated hardness values for specimens.

S.no	Composition	Before	After
1	Al ₂₀₂₄	138.957	166.7484
2	Al ₂₀₂₄ +3%Gr	124.507	155.6337
3	Al ₂₀₂₄ +3% B ₄ C	158.850	206.5050
4	Al ₂₀₂₄ +6% B ₄ C	175.679	237.1666
5	Al ₂₀₂₄ +9% B ₄ C	200.538	290.7801
6	Al ₂₀₂₄ +12% B ₄ C	215.059	322.5885
7	Al ₂₀₂₄ +15% B ₄ C	235.520	365.056
8	Al ₂₀₂₄ +3% B ₄ C +3%Gr	145.615	174.6240
9	Al ₂₀₂₄ +6% B ₄ C +3%Gr	165.543	215.2059
10	Al ₂₀₂₄ +9% B ₄ C +3%Gr	178.534	238.0209
11	Al ₂₀₂₄ +12% B ₄ C +3%Gr	198.673	278.1412
12	Al ₂₀₂₄ +15% B ₄ C +3%Gr	225.545	315.6783

Table 5: Change in hardness before and after heat treatment.




Figure 20: Sample placed in water.

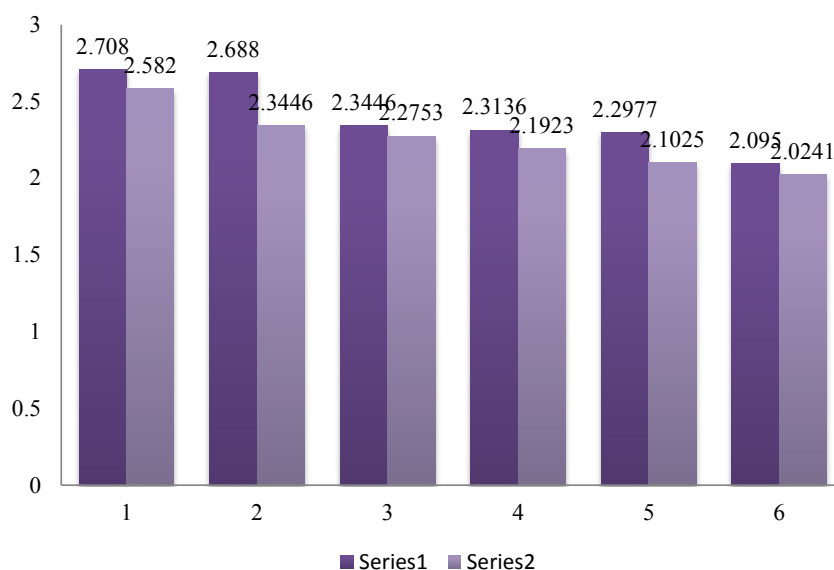


Figure 21: Density variations of non hybrid (1) and hybrid (2) composites.

Composition	Mass in Air (grams)	Mass in Water (grams)	Density (g/cm ³)	Average Density (g/cm ³)
Al ₂₀₂₄	11.448	4.052	2.825	2.708
	11.649	4.461	2.611	
	11.243	4.182	2.688	
Al ₂₀₂₄ -3%Gr	10.497	4.2	2.499	2.582
	9.925	3.85	2.577	
	4.309	1.613	2.671	
Al ₂₀₂₄ -3%B ₄ C	11.948	4.231	2.823	2.688
	10.881	3.982	2.732	
	9.712	3.872	2.509	
Al ₂₀₂₄ -6% B ₄ C	9.463	4.027	2.349	2.3446
	9.032	3.792	2.381	
	8.002	3.472	2.304	
Al ₂₀₂₄ -49%B ₄ C	10.089	4.027	2.311	2.3136
	9.062	4.125	2.196	
	8.463	3.476	2.476	
Al ₂₀₂₄ -12% B ₄ C	12.071	5.131	2.352	2.3977
	9.172	4.382	2.093	
	8.033	4.203	1.911	
Al ₂₀₂₄ -15% B ₄ C	10.013	4.721	2.120	2.095
	9.092	4.086	2.225	
	8.135	4.192	1.940	
Al ₂₀₂₄ -3%Gr-3% B ₄ C	11.548	4.571	2.526	2.5473
	10.527	4.425	2.378	
	9.531	3.488	2.738	
Al ₂₀₂₄ -3%Gr-6% B ₄ C	9.563	4.092	2.336	2.2753
	9.066	3.825	2.215	
	8.012	3.523	2.274	
Al ₂₀₂₄ -3%Gr-9% B ₄ C	10.151	4.523	2.244	2.1923
	9.082	4.182	2.171	
	8.592	3.971	2.163	
Al ₂₀₂₄ -3%Gr-12% B ₄ C	12.571	5.231	2.403	2.1025
	9.271	4.595	2.017	
	8.131	4.306	1.888	
Al ₂₀₂₄ -3%Gr-15% B ₄ C	10.235	4.921	2.077	2.024
	9.173	4.182	2.193	
	8.231	4.595	1.793	

Table 6: Calculations of weights and densities.

Result and Discussion

- Non-hybrid and hybrid composites are fabricated by using powder metallurgy technique. The reinforcements are observed using microscope for various pixels. Weight of all compents are taken in both air and water and density calculated in by using airchimedes principle (Table 3). The decrease in density is observed in both hybrid and non-hybrid composites compared to base metal matrix composite as the B₄C percentage is increased.
- While comparision of these two (hybrid and non-hybrid) hybrid composites were having high density than non-hybrid composites.
- By the aid of micro vickers hardness testing equipment hardness of the nano composites were recorded (Table 4). With the increasing in the percentage of B₄C hardness was increased and given the highest value of hardness at 15% of reinforcment of B₄C in both the hybrid and non-hybrid composites. And the compression in hardness value (micro hardness number) of non-hybrid composites(Al+B₄C) are having highest hardness value than that of hybrid composites(Al+B₄C+Gr).

- By the compression of heat treated hardness for the both hybrid and non-hybrid composites non hybrid composites shows higher hardness than hybrid composites. Out of all the avilable composites non hybrid composites with 15% of B₄C having the hardness of highest value and had very much difference with hybrid composites of 15% of B₄C and 3% Graphite. The difference in the hardness was due to the addtion of Graphite that having machinability property.

Conclusions

- The successful fabrication of composites were manufactured by using powder metallurgy technique.
- Superior distributions of reinforcement are done by the aid of high-speed ball milling (RETRSCH PM 100) at 400 rpm.
- Microstructure of all composites is shown that uniform distribution of reinforcement.
- SEM analysis shows the result that composite contains of matrix and reinforcement in the given component.
- Hardness of all the composites increased tremendously by the heat treatment.

- All composites that is hybrid and non-hybrid composites are more harder than the base material expect 3% of Gr only this is due to addition of graphite which having machinability capability.
- Hybrid composites were less harder when compared with non-hybrid composites and out of all composites the composition of Al₂₀₂₄+15% of B₄C had highest hardness number.
- Density of hybrid and non-hybrid composites was less than that of base material.
- As the percentage of reinforcement increase the density of component decreases which gives optimum strength to weight ratio. Density of all specimens are decreased with an increasing of B₄C in Non hybrid composites.

References

1. Mrówka-Nowotnik G (2010) Influence of chemical composition variation and heat treatment on microstructure and mechanical properties of 6xxx alloys. Archives of materials science and engineering 46: 98-107.
2. Satyanarayana KG, Pillai RM, Pai BC, Kestursatya M, Rohatgi PK, et al. (2000) Development in cast metal matrix composites over the last three and a half decades. In Proceedings of the Third International Conference, Advances in Composite Materials, Bangalore, pp: 753-763.
3. Ray S (1993) Synthesis of cast metal matrix particulate composites. Journal of materials science 28: 5397-5413.
4. Sahin Y, Murphy S (1996) The effect of fibre orientation of the dry sliding wear of borsic-reinforced 2014 aluminium alloy. Journal of materials science 31: 5399-5407.
5. Valdez S, Campillo B, Pérez R, Martínez L (2008) Synthesis and microstructural characterization of Al-Mg alloy-SiC particle composite. Materials letters 62: 2623-2625.
6. Asthana R (1998) Reinforced cast metals: Part II Evolution of the interface. Journal of materials science 33: 1959-1980.
7. Ren S, He X, Qu X, Li Y (2008) Effect of controlled interfacial reaction on the microstructure and properties of the SiCp/Al composites prepared by pressureless infiltration. Journal of Alloys and Compounds 455: 424-431.
8. Reddappa HN, Suresh KR, Niranjan HB, Satyanarayana KG (2012) Effect of Rolling on Microstructure and Wear Behavior of Hot Rolled Al6061-Beryl Composites. In Advanced Materials Research, Trans Tech Publications 463: 444-448.
9. Ramesh CS, Keshavamurthy R, Channabasappa BH, Ahmed A (2009) Microstructure and mechanical properties of Ni-P coated Si3N4 reinforced Al6061 composites. Materials Science and Engineering: A 502: 99-106.
10. Shi N, Arsenault RJ (1994) Plastic flow in SiC/Al composite strengthening and ductility. Annual Review of Materials Science 24: 321-357.
11. Cocen U, Onel K (2002) Ductility and strength of extruded aluminum alloy composites. Composites Science and Technology 62: 275-282.
12. Kim YH, Ryou TK, Choi HJ, Hwang BB (2002) An analysis of the forging processes for 6061 Al-alloy wheels. Journal of Materials Processing Technology 123: 270-276.
13. Shafaat Ahmed, Haseeb ASMA, Kurny ASW (2007) Study of the wear behaviour of Al-4.5% Cu-3.4% Fe in situ composite: Effect of thermal and mechanical processing. Journal of Materials Processing Technology 182: 327-332.
14. Surappa MK, Prasad SV, Rohatgi PK (1982) Wear and abrasion of cast Al-alumina particle composites. Wear 77: 295-302.
15. Surappa MK (2003) Aluminium matrix composites: Challenges and opportunities. Sadhana 28: 319-334.
16. Dehsorkhi RN, Qods F, Tajally M (2011) Investigation on microstructure and mechanical properties of Al-Zn composite during accumulative roll bonding (ARB) process. Materials Science and Engineering: A 530: 63-72.