

A Way of 3D Transformation of the Bust Darts in Ladies Clothing

Zlatina Kazlacheva*

Faculty of Technics and Technologies, Trakia University, Bulgaria Graf Ignatiev 38, 8600 Yambol, Bulgaria

Introduction

The bust darts and their transformations are necessary elements in pattern making of ladies clothing. The principles of the pattern making can give ideas for fashion design [1] and sometimes the bust darts transformations are the main in design decisions. The bust darts can be transformed in 3D elements like frills, tucks, ruffles, draperies and 3D elements can be combined in a transformation.

In ladies clothing the dresses offer more possibilities for variety in the fashion design [2]. Figure 1 presents a model of a lady's dress with transformation of bust darts in tucks, which are fixed in the neckline in small ruffles.

The transformation is presented in Figures 2 and 3.

In Figure 2, the bust darts are situated in the side seams. The apexes are moved toward the side seams on distance 2,5-3,0 cm. The neck opening is formed with an arc and the arc is divided in three sections, which are in proportions of the Golden ratio. Two perpendicular lines with length 3,5-4,0 cm are drawn in the neckline dividing points. The lines mark the place of the small ruffles. The both perpendiculars are connected with the apexes of the side seams darts with straight lines which mark the places of the bi-sided tucks.

In Figure 3, the darts are closed in the side seams and moved in the neckline in the lines which mark the tucks and ruffles. The widths of

the tucks are result of the darts transformation. Extra widths are given after rotations of the segments over side seams darts around points of intersection of the side seams and darts on the distance 1,0-1,5 cm above the darts apexes. The fixing lines of tucks are drawn with arcs with centers which are situated close to the centers of the bust darts. The fixing points are marked on the fixing lines. The small ruffles are

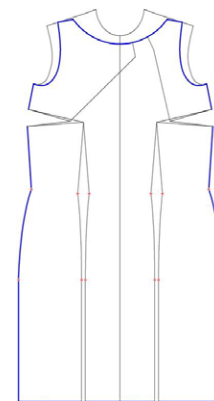


Figure 2: Bust darts transformation in tucks, which are fixed in the neckline in small ruffles. Determination of the lines of transformation.

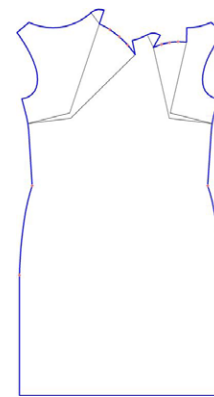


Figure 3: Bust darts transformation in tucks, which are fixed in the neckline in small ruffles. The final transformation.




Figure 1: A model of a lady's dress with transformation of bust darts in tucks, which are fixed in the neckline in small ruffles.

*Corresponding author: Kazlacheva Z, Faculty of Technics and Technologies, Trakia University, Bulgaria Graf Ignatiev 38, 8600 Yambol, Bulgaria, Tel: 359889339914; E-mail: zlatinka.kazlacheva@trakia-uni.bg

Received February 03, 2015; Accepted February 05, 2015; Published February 15, 2015

Citation: Kazlacheva Z (2015) A Way of 3D Transformation of the Bust Darts in Ladies Clothing. J Textile Sci Eng 5: 184. doi:10.4172/2165-8064.1000184

Copyright: © 2015 Kazlacheva Z. This is an open-access article distributed under the terms of the Creative Commons Attribution License, which permits unrestricted use, distribution, and reproduction in any medium, provided the original author and source are credited.

situated on the right parts of tucks and their segments are drawn with arcs with central angles of 60 degrees.

The darts transformations in 3D elements and their combinations in different contours of the front can be base for interesting design decisions in fashion design of ladies clothing.

References

1. Kazlacheva Z (2011) From Clothing Constructing to Fashion Design.
2. Kazlacheva Z (2012) Design and Pattern Making of Ladies' Dresses.