

International Conference on

Euro Oncology, Breast Cancer & Biomarkers

October 18-19, 2018 | Amsterdam, Netherlands

Non-invasive, early detection of cancers using 3 different methods and safe, effective, individualized treatment of various cancers & their metastases using optimal dose of Vitamin D3 combined with selective drug uptake enhancement method, thymus gland representation area stimulation


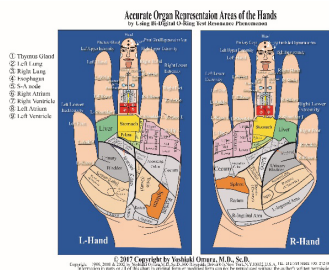
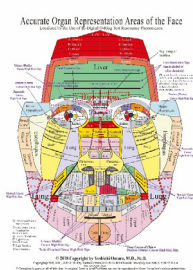


Yoshiaki Omura

New York Medical College, USA

In order to make non-invasive, safe, effective, rapid screening & diagnosis of various cancers, the author developed following 3 new methods of screening & diagnosis. 1) Visible & invisible abnormalities appearing on accurate organ representation areas of face including: 1A) Visible Abnormalities include “formation of deep crease(s)”, “pigmentation”, and “protrusion” of specific organ representation areas of face, significant disappearance of hair at different organ representation areas of eyebrows; 1B) Invisible Abnormalities appearing at “Upper & Lower Lips”, “Breast representation areas” & “Alars of nose” of face & entire hands. 2) “Mouth, Hand, & Foot Writing Form” can often be used for diagnosing various cancers & their metastases without any medical knowledge of patient. 3) Detection of various cancers from rapidly changing QRS Complex of ECGs. Condition of development of cancer was evaluated using Integrin $\alpha 5 \beta 1$ or Oncogene C-fos Ab2 and aggressiveness of cancer was evaluated by non-invasively & quickly measuring 8-OH-dG which is proportional to DNA mutation & is essential to development of malignancy. 8-OH-dG increases every time cancer is metastasized. Once diagnosis is confirmed by standard lab tests or strong electromagnetic field (EMF) resonance phenomenon between 2 identical molecules or cancers using Bi-Digital O-Ring Test (which received US Patent in 1993 for diagnosis) was detected with specific cancer tissue slide, following individualized, safe, effective treatment was given: 1) individualized optimal dose of Vitamin D3 (based on 10 unique, beneficial effects), 2) “Selective Drug Uptake Enhancement Method”, 3) 50 manual stimulations of Thymus gland

representation area of back of hand (which we discovered in late 2017 and these manual stimulations increased Thymosin $\alpha 1$ & Thymosin $\beta 4$ very significantly). Using this non-invasive, safe, effective treatment, even patients considered terminal, hopeless by major university cancer hospitals often improved significantly. These combined treatments were given every 8 hours. The latter 2 methods were given additional 2 or 3 times in advanced terminal cancer patients.



Biography

Yoshiaki Omura received Oncological Residency training at Cancer Institute of Columbia University & Doctor of Science Degree through research on Pharmacoelectro-Physiology of Single Cardiac Cells *in-vivo* and *in-vitro* from Columbia Uni.. He researched EMF Resonance phenomenon between 2 identical molecules for non-invasive detection of molecules, at Graduate Experimental Physics Dept., Columbia University, for which he received U.S. patent. He is also the creator of Bi-Digital O-Ring Test. He published over 270 original research articles, many chapters, and 9 books. He is currently Adjunct Prof. of Family & Community Medicine, New York Medical College. President & Prof. of International College of Acupuncture & Electro-Therapeutics, NY. Formerly, he was also Adjunct Prof. or Visiting Prof. in Universities in USA, France, Italy, Ukraine, Japan, Korea & China.

icaet@yahoo.com